



# PACKAGING GUIDELINES



April 2017

GYP SUM AND CEILING S ACTIVITY



# COMPLETE GUIDELINES ON THE WAY

Complete new Gypsum packaging guidelines, applicable worldwide, will be sent to you soon. In the meantime please discover the various layouts.

**If you have any ongoing Packaging project, please contact us and we will send you all the required templates!**

Christine Bieber [christine.bieber@saint-gobain.com](mailto:christine.bieber@saint-gobain.com)

Emilie Goux [emilie.goux@saint-gobain.com](mailto:emilie.goux@saint-gobain.com)

Gaetan Leprince [gaetan.leprince@saint-gobain.com](mailto:gaetan.leprince@saint-gobain.com)


# GUIDELINES APPLICABLE FOR THE RENEWAL OF:

BAG

BUCKET

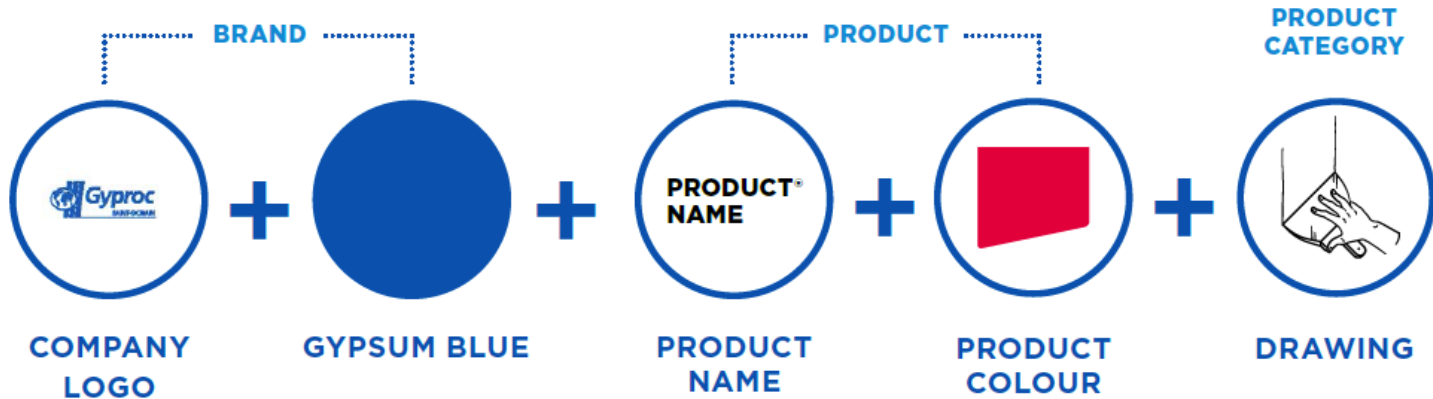
BOX

OTHER PACKAGINGS



*Gypsum boards will come at a later stage.*

# OUR BRAND IDENTITY


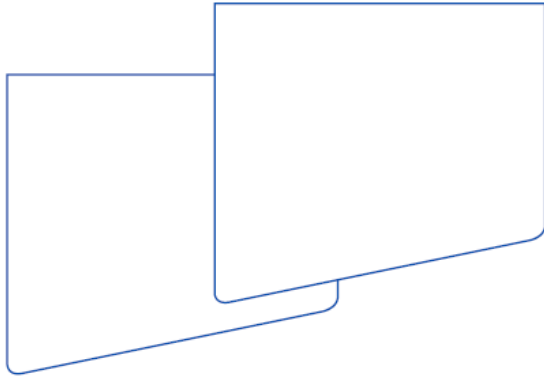


GYPSUM AND CEILINGS ACTIVITY

SAINT-GOBAIN

# THE IDENTIFYING CARTOUCHE

Extracted from the skyline of the Saint-Gobain logotype, the using of the identifying cartouche follows the same layout as our publications.



GYPSUM AND CEILINGS ACTIVITY



SAINT-GOBAIN

# BAG



GYPSUM AND CEILINGS ACTIVITY



# BUCKET



# BOX





# OTHER PACKAGINGS

- STICKERS FOR BOXES OR STUDS
- BLISTERS
- TUBES

